

**AIR LIQUIDE**

Project No: ...

Name: ...

...

Rev. A

Page 1 of 5

**INSULATING JOINT ON GASEOUS OXYGEN PIPING PARTICULAR SPECIFICATION**

358.11.PS – Rev D

**COVER PAGE**

Rev	Date	Prepared by	Approved by	Revision
				Initial issue

**DISCLAIMER**

The information contained in this document has been prepared by L'Air Liquide S.A. and/or its controlled subsidiaries ("Air Liquide"), exclusively for their use, and is Air Liquide property. Air Liquide believes the information is current and accurate, but circumstances may warrant additional requirements or procedures. This document is subject to periodic review and users are cautioned to obtain the latest edition.

Air Liquide makes no representations or warranties to third parties as to the quality, accuracy or completeness of information contained in this document and EXPRESSLY DISCLAIMS ALL WARRANTIES, INCLUDING, BUT NOT LIMITED TO, THE WARRANTY OF MERCHANTABILITY AND THE WARRANTY OF FITNESS FOR A PARTICULAR PURPOSE.

No part of this document may be copied or otherwise shown or disclosed to third parties without the prior consent of Air Liquide.


Unauthorized use of this document by any third Party, including Air Liquide contractors and subcontractors, shall be at such Party's own risk, and Air Liquide assumes no liability in connection with information contained herein. Air Liquide disclaims any liability for any damage suffered by any company or person as a result of or in connection with the use, application or implementation of the information contained herein or any part thereof. The benefit of this disclaimer shall inure to Air Liquide and its affiliates.

This document should not be confused with federal, state, provincial, or municipal specifications or regulations, insurance requirements or national safety codes.

This document is issued and administered by the Air Liquide Engineering Standards Department.

Paper copies of this document are considered to be "uncontrolled" and users should always check for the most recent revision.

DISCLAIMER: Prior to using this document, all individuals must refer to the Disclaimer on the first page of this document.

 <b>AIR LIQUIDE</b>	Project No: ...	...
	Name: ...	Rev. A
Page 2 of 5		
<b>INSULATING JOINT ON GASEOUS OXYGEN PIPING PARTICULAR SPECIFICATION</b>		

358.11.PS – Rev D

## TABLE OF CONTENTS

<b>1</b>	<b>INTRODUCTION</b>	<b>3</b>
1.1	Scope	3
<b>2</b>	<b>LIST AND CHARACTERISTICS OF INSULATING JOINTS</b>	<b>3</b>
<b>3</b>	<b>DIMENSIONS</b>	<b>3</b>
<b>4</b>	<b>MATERIAL CERTIFICATES</b>	<b>3</b>
<b>5</b>	<b>DELIVERY</b>	<b>3</b>
<b>6</b>	<b>VENDOR DATA</b>	<b>4</b>
6.1	Proposal Data	4
6.2	Data required after Award of Purchase order	4
<b>7</b>	<b>VENDOR DATA REQUIREMENTS (VDR)</b>	<b>4</b>
<b>8</b>	<b>AIR LIQUIDE PROJECT DOCUMENTS</b>	<b>5</b>
<b>9</b>	<b>LIST OF APPENDIXES</b>	<b>5</b>

DISCLAIMER: Prior to using this document, all individuals must refer to the Disclaimer on the first page of this document.

**AIR LIQUIDE**

Project No: ...

Name: ...

Rev. A

Page 3 of 5

**INSULATING JOINT ON GASEOUS OXYGEN PIPING PARTICULAR SPECIFICATION**

358.11.PS – Rev D

**1 INTRODUCTION****1.1 Scope**

The present particular specification covers the supply of insulating joints on gaseous oxygen piping. It completes the requirements of the General Specification 358.11.GS

under the project:

located at:

The references mentioned in the above heading are to be quoted in all documents relevant to this project.

**2 LIST AND CHARACTERISTICS OF INSULATING JOINTS**

ND	Item	Working Temperature °C	Design Pressure (bar)	Connection Thickness

**3 DIMENSIONS**

See Standard 358.11.SD

**4 MATERIAL CERTIFICATES**


required for: ☐ Flange ☐ Bolts & nuts

**5 DELIVERY**

The insulating joints will be delivered

- ☐ with temporary assembly,  
☐ with final assembly, together with tightness test certificate.

DISCLAIMER: Prior to using this document, all individuals must refer to the Disclaimer on the first page of this document.

 <b>AIR LIQUIDE</b>	Project No: ...	...
	Name: ...	Rev. A
Page 4 of 5		
<b>INSULATING JOINT ON GASEOUS OXYGEN PIPING PARTICULAR SPECIFICATION</b>		

358.11.PS – Rev D

## 6 VENDOR DATA

### 6.1 Proposal Data

• ...

### 6.2 Data required after Award of Purchase order

After the purchase order is awarded, Supplier shall complete the Purchaser Vendor Data Requirements form (VDR) to list all supplied drawings.

## 7 VENDOR DATA REQUIREMENTS (VDR)

Instructions:

1. For General Requirements, refer to Standard 152.12.GS.
2. Air Liquide shall complete all entries Except Promised column.
3. Vendor shall complete the promised column for each item the Vendor is unable to meet the required Air Liquide dates


Contractual Language on Documents	English
Units	Metric

Required before final payment ↓

Required before start of fabrication ↓

N°	Type of drawing and Data Required	No of Copies	Review /Info	Submittal date after commitment			
				Required	Promised		

DISCLAIMER: Prior to using this document, all individuals must refer to the Disclaimer on the first page of this document.

 <b>AIR LIQUIDE</b>	Project No: ...	...
	Name: ...	Rev. A
Page 5 of 5		
<b>INSULATING JOINT ON GASEOUS OXYGEN PIPING PARTICULAR SPECIFICATION</b>		

358.11.PS – Rev D

## 8 AIR LIQUIDE PROJECT DOCUMENTS

Document No	Revision	Title

## 9 LIST OF APPENDIXES

Appendix	Title
A1	Air Liquide Reference Documents

DISCLAIMER: Prior to using this document, all individuals must refer to the Disclaimer on the first page of this document.